



XSC12 SERIES TEETH & ADAPTERS for ELECTRIC CABLE SHOVELS

PATENTED

Adapters are available with or without a replaceable wear cap.

The newly designed adapter nose and tooth pocket create a tight tooth-to-adapter fit for extended life and greater efficiency.

RMHL style tooth.
(other shapes available)

Whisler 8, 10 or 12 style adapter

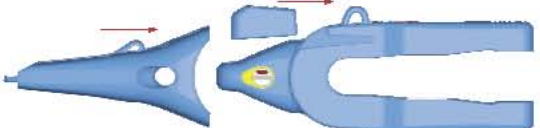



The system features a reusable fastener that remains in the nose during tooth changes.

XSC12P fastener
(shown in unlocked position)

12PL protective plug

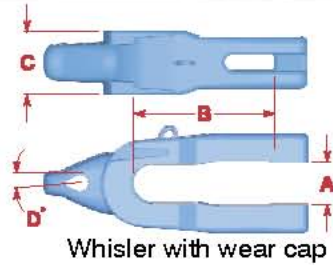
Tool Insert Slot can be fitted with a rubberplug (12PL) to help prevent dirt build-up and increase accessibility.

No heavy hammering is required, making installation/removal safer, faster and easier.

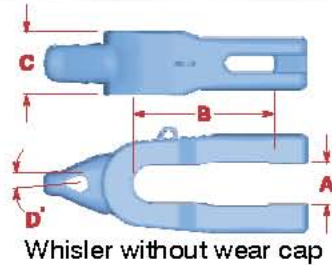
<p>TOOTH INSTALLATION</p> <p>ATTENTION: Be sure to use all recommended personal safety equipment and follow all mine safety procedures.</p>	<p>STEP 2</p> <p>Install wear cap (if required) and slide tooth onto adapter nose.</p> 	
<p>STEP 1</p> <p>Insert the pin into the adapter nose. Make sure the pin is in the unlocked position (as shown).</p>  <p>(pin shown fully inserted with protective cap removed)</p>	<p>STEP 3</p> <p>To finish the installation, insert tool into the tool insert slot and rotate pin shaft approx. 120° counter-clockwise to lock (as shown) and replace protective cap in tool insert slot.</p> 	<p>REMOVAL/RE-INSTALLATION</p> <p>To remove the tooth, remove the protective cap from the tool insert slot and insert tool and rotate pin shaft approx. 120° clockwise to unlock. Remove the tooth and repeat steps 1-3.</p> 



XSC12 SERIES PARTS



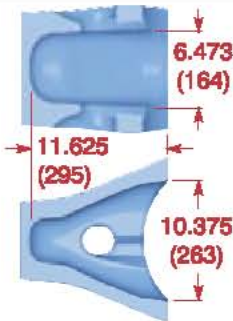
Whisler with wear cap



Whisler without wear cap

PART NO.	ADAPTER TYPE	DIMENSIONS - inches (mm)			D° (nose down pitch)	WEIGHT lb.(kg)	WEAR CAP
		A	B	C			
468XSC12	WH-8	5.250 (133)	20.250 (514)	8.750 (222)	0°	515.0 / 233.8	N/A
491XSC12	WH-10	6.750 (171)	22.125 (562)	10.000 (244)	0°	669.0 / 304.0	WCXSC12
492XSC12	WH-10	6.750 (171)	22.125 (562)	10.000 (244)	5°	680.0 / 308.7	WCXSC12
493XSC12	WH-10	6.750 (171)	22.125 (562)	10.000 (244)	5°	684.0/310.3	N/A
498XSC12	WH-10	6.750 (171)	22.125 (562)	10.000 (244)	0°	697.0 / 316.0	N/A
591XSC12	WH-12	6.750 (171)	23.922 (608)	10.000 (244)	0°	690.0 / 313.3	WCXSC12
592XSC12	WH-12	6.750 (171)	23.922 (608)	10.000 (244)	5°	682.0 / 309.6	WCXSC12
593XSC12	WH-12	6.750 (171)	23.922 (608)	10.000 (244)	5°	706.0 / 320.5	N/A
595XSC12*	WH-12	6.750 (171)	23.922 (608)	10.000 (244)	5°	703.0 / 319	N/A
598XSC12	WH-12	6.750 (171)	23.922 (608)	10.000 (244)	0°	714.0 / 324.2	N/A


*with reverse stabilizers



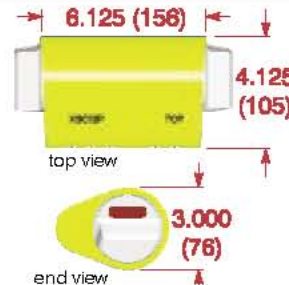
POCKET DETAILS



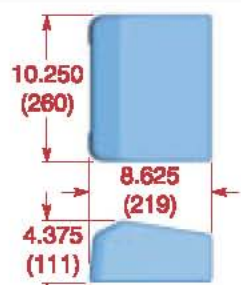
XSC12RT (removal tool)
0.7 lb./0.3 kg
for use on a 3/4" drive



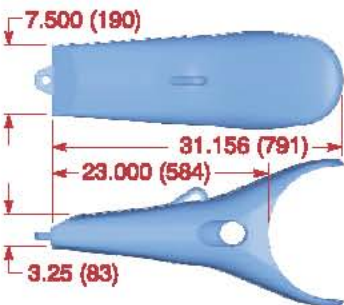
12PL (protective plug)
0.1 lb./0.05 kg.



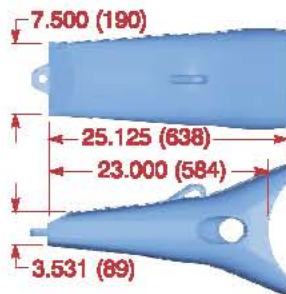
XSC12P
13.8 lb./6.3 kg



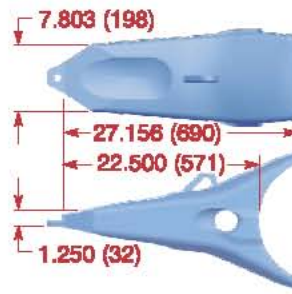
WCXSC12
49.0 lb./22.2 kg



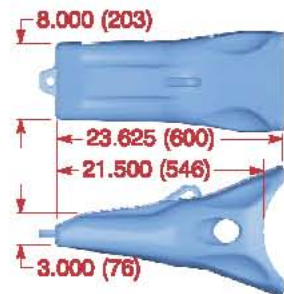
XSCW12RMHL
309.0 lb./140.2 kg
no wear cap required



XSC12RMHL
282.0 lb./128.0 kg.



XSC12TS
262.0 lb./119.0 kg
no wear cap required



XSC12RM
235.0 lb./107.0 kg

Hensley Industries, Inc.

2108 Joe Field Road • Dallas, Texas 75229 U.S.A.

Customer Service

(888) 406 - 6262 U.S./Canada • (972) 406 - 6262 all other locations

Hensley Attachments

A Division of Hensley Industries, Inc.

800 South Fifth • Mansfield, Texas 76063 U.S.A.

(800) 433 - 3144 • (817) 477 - 3167



www.hensleyind.com



Your Authorized Hensley Dealer

SAFETY FIRST: Hensley Industries recommends that you use a soft-faced hammer and ANSI-approved (Z87.1) eye protection while using our products.
Copyright © 2005 Hensley Industries, Inc.