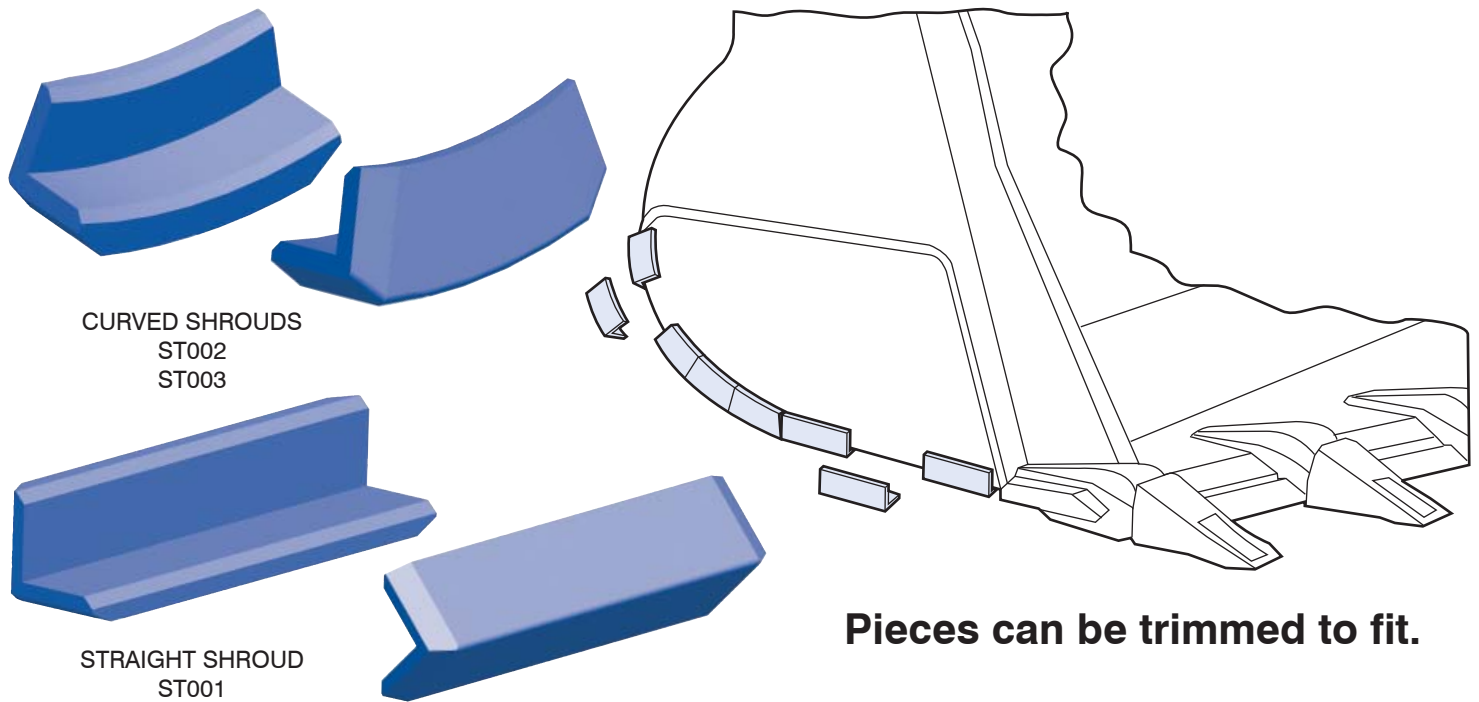


WELD-ON BUCKET HEEL SHROUDS

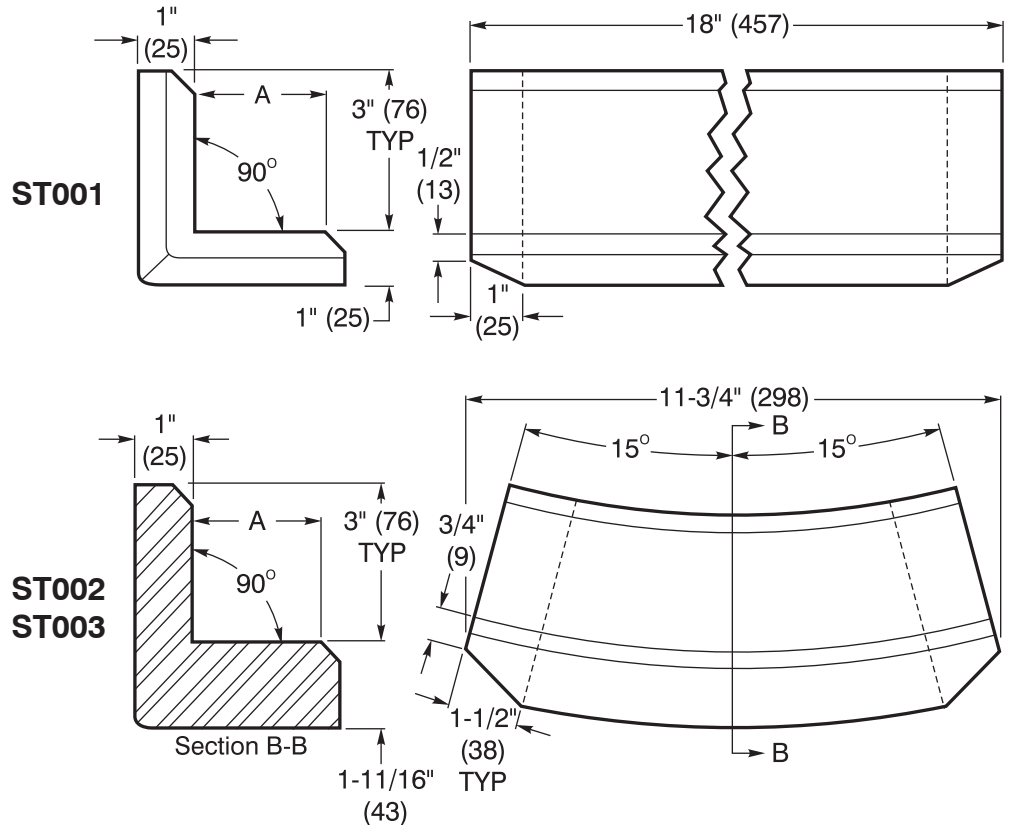


Hensley Weld-on Bucket Heel Shrouds are designed to protect high wear areas, such as the corner edges on excavator, loader, face shovel and LHD scoop tram buckets. These cast **Heel Shrouds** are 300+ Brinell and provide superior wear protection when placed on the outside radius of the bucket.

LOADERS & LHD SCOOP TRAM BUCKETS

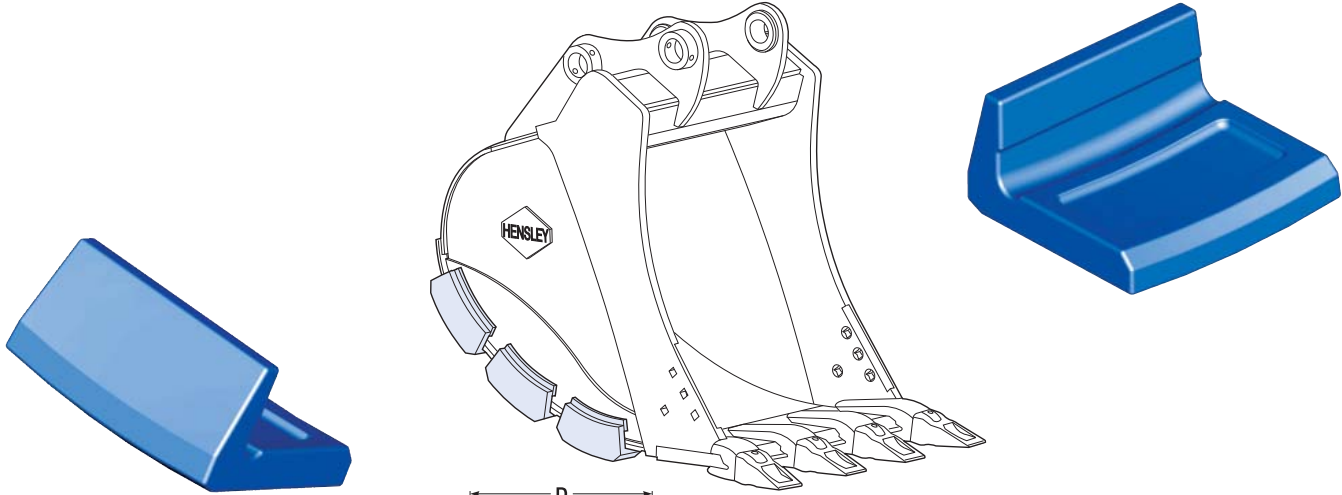


Wear Edges		
Wear Edge	Weight	A
ST001	35.0 lbs./15.9 kgs.	3" (76)
ST002	30.0 lbs./13.6 kgs.	3" (76)
ST003	21.5 lbs./9.7 kgs.	1-1/2" (38)

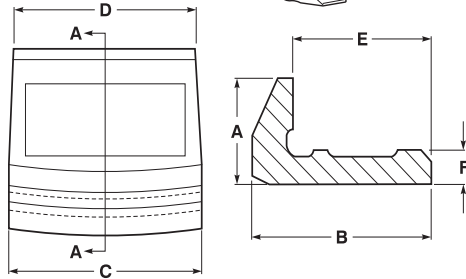


SAFETY FIRST: Hensley recommends soft-faced hammer and ANSI-approved (Z87.1) eye protection while using our products.

EXCAVATOR & FACE SHOVELS

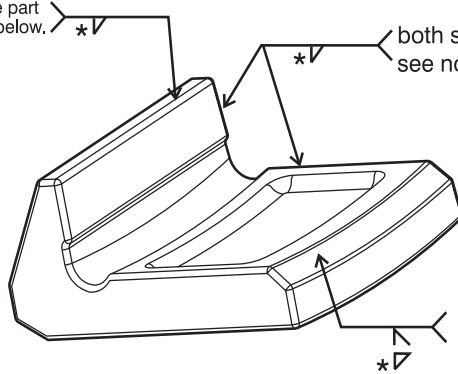


typical drawing



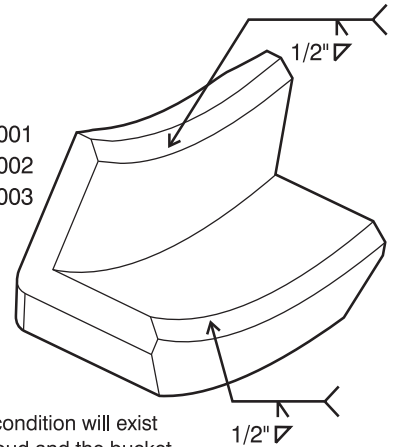
MACHINE SIZE	PART NO.	A	B	C	D	E	F	WEIGHT
20 - 40 ton	ES6697-4HX	4" (100)	7" (175)	7-1/2" (188)	7" (178)	5-1/2" (135)	1-1/4" (32)	22.0 lbs./10.0 kgs.
40 - 80 ton	ES6697-3HX	4" (100)	8" (200)	7-1/2" (188)	7" (178)	6" (150)	1-1/2" (38)	30.0 lbs./13.0 kgs.
80 - 180 ton	1386551MHX	6-3/4" (171)	8-3/4" (222)	8" (203)	5" (127)	7" (178)	1-3/4" (44)	37.0 lbs./16.8 kgs.
80 - 180 ton	ES6697-2HX	6" (150)	10" (250)	7-1/2" (188)	6-1/2" (166)	8" (200)	2" (50)	45.0 lbs./20.0 kgs.
180 - 400 ton	ES6697-5HX	8" (200)	12" (300)	10" (250)	8-3/4" (220)	9-1/4" (235)	2" (50)	85.0 lbs./38.0 kgs.

*see part #s below.



*∇ both sides see note

ST001
ST002
ST003



WELDING INSTRUCTIONS

Refer to "Hensley Welding Guide for Adapters" for preparation of welding joints, welding processes, filler material, preheat and interpass temperatures, welding technique and weld finishing. All of the information required on these subjects, is explained within the guide and is applicable to the Weld-On Heel Shrouds.

- *ES6697-4HX= 1/2" ∇
- ES6697-3HX= 3/4" ∇
- ES6697-2HX= 1" ∇
- ES6697-5HX= 1" ∇
- 1386551MHX=1" ∇

NOTE: It is very likely that a gap condition will exist between the sides of the Heel Shroud and the bucket due to the placement on the bucket and different radii. The sides may be welded, but it is treated more as a 'close out' weld. The objective is to stop material from packing in under the shroud. If a gap condition exists, increase the size of the required fillet weld (1/2", 3/4" or 1") by the size of the gap.

Hensley Industries, Inc.
2108 Joe Field Road - Dallas, TX 75229

Customer Service
Toll Free U.S./Canada (888) 406-6262
All Other Locations (972) 406-6262
Hensley Attachments
(800) 433-3144
(817) 477-5136

www.hensleyind.com

